

NZAS Retirement Fund

Growth option

Fund update for the year ended 30 June 2017

This fund update was first made publicly available on 27 September 2017.

What is the purpose of this update?

This document tells you how the Growth option (**fund**) has performed and what fees were charged. The document will help you to compare the fund with other funds. NZAS Retirement Fund Trustee Limited prepared this update in accordance with the Financial Markets Conduct Act 2013. This information is not audited and may be updated.

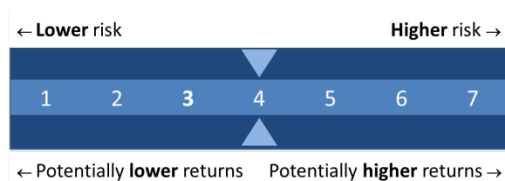
Description of this fund

The fund invests primarily in growth assets (equities, listed and unlisted property, commodities and listed and unlisted infrastructure), but has a small allocation to income assets (fixed interest and cash and cash equivalents). The investment objective of the fund is to achieve average returns of 3% per annum above Consumers Price Index increases over rolling 10-year periods.

Total value of the fund	\$50,122,448
Number of investors in the fund	299
The date the fund started	1 April 2002

What are the risks of investing?

Risk indicator for the Growth option



The risk indicator is rated from 1 (low) to 7 (high). The rating reflects how much the value of the fund's assets goes up and down. A higher risk generally means higher potential returns over time, but more ups and downs along the way.

To help you clarify your own attitude to risk, you can seek financial advice or work out your risk profile at www.sorted.org.nz/tools/investor-kickstarter.

Note that even the lowest category does not mean a risk-free investment, and there are other risks that are not captured by this rating.

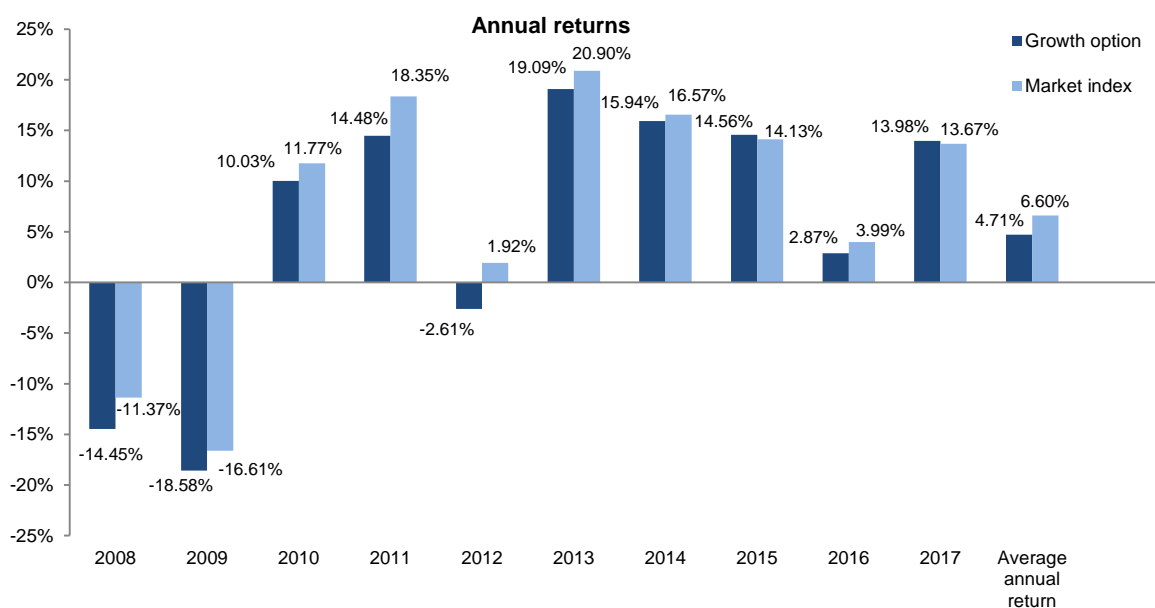
This risk indicator is not a guarantee of a fund's future performance. The risk indicator is based on the returns data for the five-year period to 30 June 2017. While risk indicators are usually relatively stable, they do shift from time to time. The risk indicator will continue to be updated in future fund updates.

See the product disclosure statement (PDS) for more information about the risks associated with investing in this fund.

How has the fund performed?

	Average over past 5 years	Past year
Annual return (after deductions for charges and tax)	13.15%	13.98%
Annual return (after deductions for charges but before tax)	15.00%	15.98%
Market index annual return (reflects no deduction for charges and tax)	13.71%	13.67%

The market index on which the market index annual return is based is a composite index. That index comprises the benchmark indices used to measure the fund's performance by asset type, which are weighted according to the fund's target investment mix. The current benchmark indices are set out in the statement of investment policy and objectives on the offer register at www.companiesoffice.govt.nz/disclose.



This shows the return after fund charges and tax for each of the last 10 years ending 30 June. The last bar shows the average annual return for the past 10 years, up to 30 June 2017.

Important: This does not tell you how the fund will perform in the future.

What fees are investors charged?

Investors in the Growth option are charged fund charges. In the year to 30 June 2017 these were:

	% of net asset value
Total fund charges	0.93%
Which are made up of-	
Total management and administration charges	0.93%
Including -	
Manager's basic fee	0.78%
Other management and administration charges	0.15%
Total performance-based fees	0.00%
Other charges	Description of how charge is calculated
Insurance charges	These are charges for members with death, total disablement and ill-health insurance and vary based on cover level and age. ¹

Small differences in fees and charges can have a big impact on your investment over the long term.

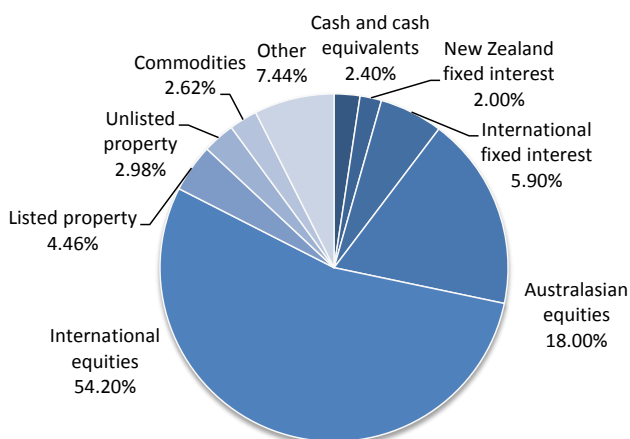
Example of how this applies to an investor

Mary had \$10,000 in the fund at the start of the year and did not make any further contributions. At the end of the year, Mary received a return after fund charges were deducted of \$1,398 (that is 13.98% of her initial \$10,000). Mary paid \$0.00 in other charges (aside from insurance charges). This gives Mary a total return after tax of \$1,398 for the year, less insurance charges.

What does the fund invest in?

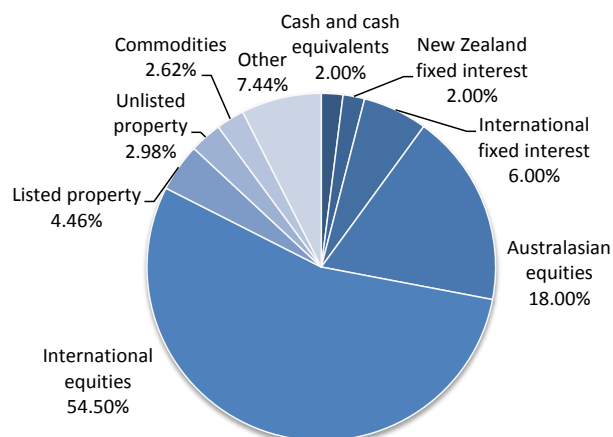
Actual investment mix²

This shows the types of assets that the fund invests in.



Target investment mix³

This shows the types of assets the fund generally intends to invest in.



Top 10 investments

	Asset name	% of fund net assets	Type	Country	Credit rating (if applicable)
1	ANZ Wholesale International Share Fund	54.20%	International equities	New Zealand	
2	Mercer Real Assets Fund	17.50%	Diversified fund	New Zealand	
3	ANZ Wholesale Australasian Share Fund	9.00%	Australasian equities	New Zealand	
4	Harbour Australasian Equity Fund	9.00%	Australasian equities	New Zealand	
5	Mercer Global Aggregate Fixed Interest Fund	4.30%	International fixed interest	New Zealand	
6	AMP Capital New Zealand Cash Fund	2.40%	New Zealand fixed interest	New Zealand	
7	AMP Capital New Zealand Fixed Interest Fund	2.00%	Cash and cash equivalents	New Zealand	
8	AMP Capital Global Short Duration Fund	1.60%	International fixed interest	New Zealand	

The total value of the above individual assets is 100% of the net asset value of the fund.

Currency hedging – target levels

International equities: 50% hedged to the NZ dollar

Real assets: 100% hedged to the NZ dollar

International fixed interest: 100% hedged to the NZ dollar

Australian currency exposure within Australasian equities may be hedged at the underlying managers' discretion.

Key personnel

Name	Current position	Time in current position	Previous position	Time in previous position
Grant Cuff	Director, NZAS Retirement Fund Trustee Limited	1 year	Trustee, Rio Tinto New Zealand Retirement Fund	11 years and 2 months
Tim McGuinness	Licensed Independent Trustee director, NZAS Retirement Fund Trustee Limited	1 year	Independent Trustee, Rio Tinto New Zealand Retirement Fund	1 year and 4 months
Allan Meikle	Director, NZAS Retirement Fund Trustee Limited	1 year	Trustee, Rio Tinto New Zealand Retirement Fund	21 years and 3 months
Stephanie Pearce	Director, NZAS Retirement Fund Trustee Limited	1 year	Trustee, Rio Tinto New Zealand Retirement Fund	0 years and 6 months
Gretta Stephens	Director and Chair, NZAS Retirement Fund Trustee Limited	1 year	Trustee, Rio Tinto New Zealand Retirement Fund	3 years and 1 month

Further information

You can also obtain this information, the PDS for the NZAS Retirement Fund, and some additional information from the offer register at www.companiesoffice.govt.nz/disclose.

Notes

¹For the current standard insurance charges, go to www.companiesoffice.govt.nz/disclose, select *Search offers*, enter NZAS and then (under *Documents*) choose *NZAS Retirement Fund OMI 1 July 2017.pdf*.

²*Other* represents investments in real assets (including global listed and unlisted infrastructure assets).

³See note 2 above.