

NZAS Retirement Fund

Conservative option

Fund update for the year ended 30 June 2020

This fund update was first made publicly available on 23 September 2020.

What is the purpose of this update?

This document tells you how the Conservative option (fund) has performed and what fees were charged. The document will help you to compare the fund with other funds. NZAS Retirement Fund Trustee Limited prepared this update in accordance with the Financial Markets Conduct Act 2013. This information is not audited and may be updated.

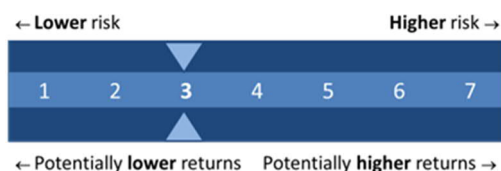
Description of this fund

The fund has a lower allocation to growth assets (equities, listed and unlisted property, commodities and listed and unlisted infrastructure) than to income assets (fixed interest and cash and cash equivalents). The investment objective of the fund is to achieve average returns of 0.75% per annum above Consumers Price Index increases over rolling five-year periods.

| | |
|---------------------------------|--------------|
| Total value of the fund | \$17,894,140 |
| Number of investors in the fund | 139 |
| The date the fund started | 1 April 2002 |

What are the risks of investing?

Risk indicator for the Conservative option



The risk indicator is rated from 1 (low) to 7 (high). The rating reflects how much the value of the fund's assets goes up and down. A higher risk generally means higher potential returns over time, but more ups and downs along the way.

To help you clarify your own attitude to risk, you can seek financial advice or work out your risk profile at sorted.org.nz/tools/investor-kickstarter.

Note that even the lowest category does not mean a risk-free investment, and there are other risks that are not captured by this rating.

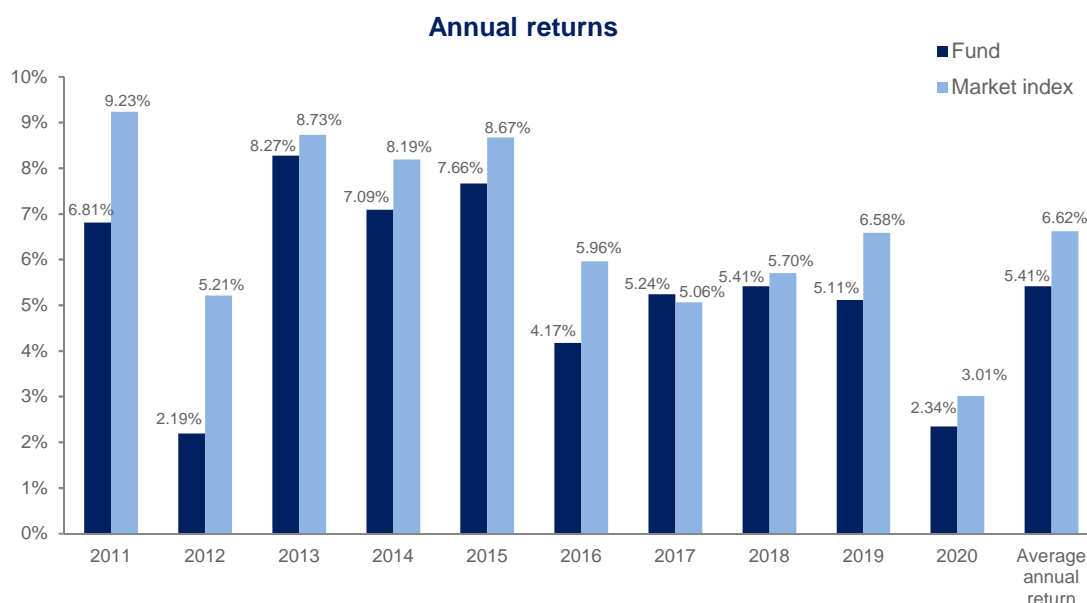
This risk indicator is not a guarantee of a fund's future performance. The risk indicator is based on the returns data for the five-year period to 30 June 2020. While risk indicators are usually relatively stable, they do shift from time to time. The risk indicator will continue to be updated in future fund updates.

See the product disclosure statement (PDS) for more information about the risks associated with investing in this fund.

How has the fund performed?

| | Average over past 5 years | Past year |
|---|---------------------------|-----------|
| Annual return (after deductions for charges and tax) | 4.45% | 2.34% |
| Annual return (after deductions for charges but before tax) | 5.57% | 3.23% |
| Market index annual return (reflects no deduction for charges and tax) | 5.26% | 3.01% |

The market index on which the market index annual return is based is a composite index. That index comprises the benchmark indices used to measure the fund's performance by asset type, weighted according to the fund's target investment mix. The benchmark indices currently comprising the market index (and links to additional information about them) are available in the document entitled *NZAS Retirement Fund – Other Material Information* on the offer register at <https://disclose-register.companiesoffice.govt.nz/>. The market index annual return provides a relative measure of the fund's performance.



This shows the return after fund charges and tax for each of the last 10 years ending 30 June. The last bar shows the average annual return for the last 10 years, up to 30 June 2020.

Important: This does not tell you how the fund will perform in the future.

What fees are investors charged?

Investors in the fund are charged fund charges. In the year to 30 June 2020 these were:

| | % of net asset value |
|---|---|
| Total fund charges | 0.58% |
| Which are made up of- | |
| Total management and administration charges | 0.58% |
| Including - | |
| Manager's basic fee | 0.40% |
| Other management and administration charges | 0.18% |
| Total performance-based fees | 0.00% |
| Other charges | Description of how charge is calculated |
| Insurance charges | These are charges for members with death, total disablement and ill-health insurance. Charges vary based on cover level and age. ¹ |

Small differences in fees and charges can have a big impact on your investment over the long term.

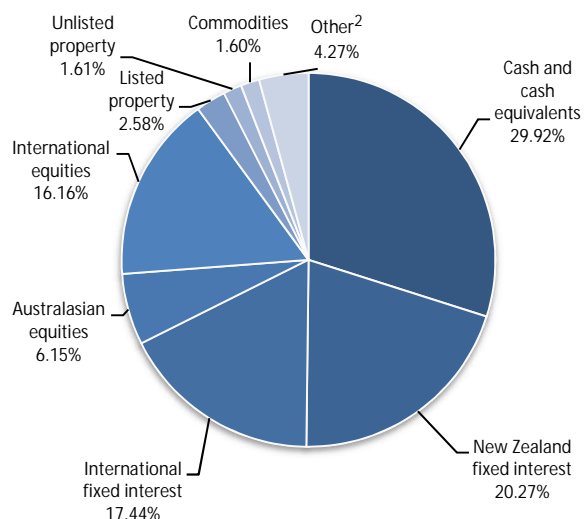
Example of how this applies to an investor

Mary had \$10,000 in the fund at the start of the year and did not make any further contributions. At the end of the year, Mary received a return after fund charges were deducted of \$323 (that is 3.23% of her initial \$10,000). Mary paid \$0.00 in other charges (aside from insurance charges). This gives Mary a total return after tax of \$234 for the year, less insurance charges.

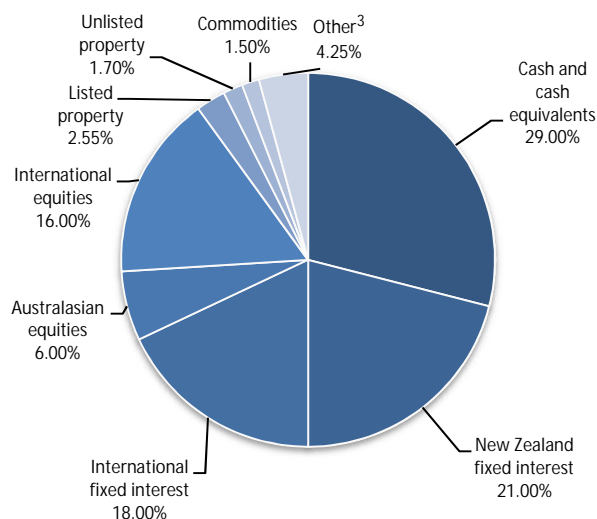
What does the fund invest in?

This shows the types of assets that the fund invests in.

Actual investment mix



Target investment mix



Top 10 investments

| | Asset name | % of fund net assets | Type | Country | Credit rating (if applicable) |
|---|---|----------------------|------------------------------|---------|-------------------------------|
| 1 | AMP Capital New Zealand Cash Fund | 29.33% | Cash and cash equivalents | NZ | n/a |
| 2 | AMP Capital New Zealand Fixed Interest Fund | 20.27% | New Zealand fixed interest | NZ | n/a |
| 3 | ANZ Wholesale International Share Fund | 16.16% | International equities | NZ | n/a |
| 4 | Mercer Global Aggregate Fixed Interest Fund | 12.31% | International fixed interest | NZ | n/a |
| 5 | Mercer Real Assets Fund | 10.05% | Diversified fund | NZ | n/a |
| 6 | Mercer Absolute Return Bond Fund | 5.13% | International fixed interest | NZ | n/a |
| 7 | Nikko Core Equity Fund | 2.99% | Australasian equities | NZ | n/a |
| 8 | Harbour Australasian Equity Fund | 3.16% | Australasian equities | NZ | n/a |
| 9 | In-house Cash | 0.60% | Cash and cash equivalents | NZ | n/a |

The total value of the above individual assets is 100% of the net asset value of the fund.

Currency hedging (target levels)

International equities: 50% hedged to the NZ dollar.

Property and other real assets (international components)⁴: 100% hedged to the NZ dollar.

International fixed interest: 100% hedged to the NZ dollar.

Australian currency exposure within Australasian equities may be hedged at the underlying managers' discretion.

Key personnel

| Name | Current position | Time in current position | Previous position | Time in previous position |
|------------------|---|--------------------------|---|---------------------------|
| Grant Cuff | Director, NZAS Retirement Fund Trustee Limited | 4 years | Trustee, Rio Tinto New Zealand Retirement Fund ⁵ | 11 years and 2 months |
| Stewart Hamilton | Director, NZAS Retirement Fund Trustee Limited | 2 years | | |
| Tim McGuinness | Director, NZAS Retirement Fund Trustee Limited and Licensed Independent Trustee | 4 years | Independent Trustee, Rio Tinto New Zealand Retirement Fund | 1 year and 4 months |
| Allan Meikle | Director, NZAS Retirement Fund Trustee Limited | 4 years | Trustee, Rio Tinto New Zealand Retirement Fund | 21 years and 3 months |
| Stephanie Pearce | Director, NZAS Retirement Fund Trustee Limited | 4 years | Trustee, Rio Tinto New Zealand Retirement Fund | 6 months |

Further information

You can also obtain this information, the PDS for the NZAS Retirement Fund and some additional information from the offer register at <https://disclose-register.companiesoffice.govt.nz/>.

Notes

¹Details of current insurance charges are available in the document entitled *NZAS Retirement Fund – Other Material Information* on the offer register at <https://disclose-register.companiesoffice.govt.nz/>.

²*Other* represents investments in other real assets, which include natural resources and international listed and unlisted infrastructure.

³See note 2 above.

⁴Includes international listed property, natural resources and international listed and unlisted infrastructure.

⁵This was the previous name for the NZAS Retirement Fund.